

## Some Policy Lessons from Marketing Monsoon Onset Insurance in Tamil Nadu, Uttar Pradesh and Andhra Pradesh, India<sup>1</sup>

Ahmed Mushfiq Mobarak, Yale University

Lisa C. Nestor – Centre for Micro Finance, IFMR

Surabhi Agrawal – Centre for Micro Finance, IFMR

Tetyana Zelenska – Innovations for Poverty Action

March 2012

### Introduction

Agricultural activity is inherently risky due to pest or disease-induced harvest failure, price volatility in commodities markets, or extreme weather events, such as droughts and floods. Smoothing consumption across years or seasons is a significant challenge for agrarian households in developing countries. Parchure (2002) estimated that in India about 90% of variation in crop production levels is caused by variation in rainfall levels and patterns<sup>2</sup>. In response to this problem, an innovative index-based weather insurance was developed, in which the payment schemes are based on an exogenous publically observable index, namely local rainfall. This mitigates problems such as moral hazard and adverse selection and eliminates the need for in-field assessments, lowering the cost of providing insurance. This research studies the demand for, and effects of, offering formal index-based rainfall insurance through a randomized experiment in an environment where informal risk-sharing networks exist.

This paper will be organized by first summarizing evidence of the existence of informal insurance networks and the extent of such informal exchanges in community level financial management. It will then provide information regarding the interaction of the informal and formal insurance markets, assessing the demand for the product. Finally, it will discuss the main policy implications of the research, including the impact of various marketing techniques, variations in basis risk and the impact of price subsidies on take-up of the product.

### Evidence of informal insurance networks

The absence of formal insurance among poor rural populations does not mean that the poor are uninsured. There is a large literature documenting the mechanisms and assessing the effectiveness of informal risk-sharing schemes (such as caste-based networks) among rural populations in poor countries, particularly in India (Mazzocco and Saini, forthcoming; Townsend, 1994; Ravallion and Dearden, 1988; Rosenzweig, 1988; Rosenzweig and Stark, 1989). Previous research has shown that farmers exposed to erratic rainfall have adopted a range of mechanisms to cope with this risk, including both informal and

---

<sup>1</sup> This policy paper complements another academic paper produced on the basis of this research program, titled "Selling Formal Insurance to the Informally Insured" by A. Mushfiq Mobarak and Mark Rosenzweig (Mobarak and Rosenzweig, 2012).

<sup>2</sup> In a household survey conducted in Andhra Pradesh, 89% of surveyed rural landowners cite drought as the most important single risk they face (Gine et al. 2008).

formal risk management strategies. For example, many rural households implicitly insure each other through gifts and loans to cope with agricultural risks.

However, these studies generally find that risk-sharing is incomplete, which in turn leads exposed farmers to choose low-risk and lower-yield production methods, instead of riskier but more profitable alternatives (Rosenzweig and Binswanger, 1993; Carter and Barrett, 2006). In addition, covariance of rainfall-related income shocks, affecting everyone in the same geographic area, limits the effectiveness of community-level risk-pooling and social safety nets (Townsend, 1995; Ravallion & Dearden, 1988; Rosenzweig, 1988; Platteau 1991; Rosenzweig & Stark, 1989; Hazell, 1992). The effectiveness of caste-based networks in smoothing consumption may be hindered due to several factors. Since the income shocks as a result of a widespread natural disaster are not idiosyncratic but aggregate shocks, the ability of a network to smooth consumption across all members becomes jeopardized.

### **The market for formal insurance**

Are rural households underinsured? In order to answer this question, it is important to ask if formal rainfall insurance constitutes a “missing market.” It is plausible that rural farmers have well-developed informal mechanisms that limit their demand and need for formal insurance products.

In India, the take-up rates for index insurance products are extremely low even when actuarially-fair rainfall insurance contracts are offered (Cole et al, 2008). According to the recent estimates, insurance penetration in India stands at 4.7 percent. Yet, 90 percent of the Indian population, and 88 percent of the Indian workforce are not covered by any formal insurance (Mukherjee, 2010). In theory, an optimally designed weather index-based insurance product can address many market failures, mitigate underinvestment in more profitable agricultural technology, and increase productivity even among risk-averse individuals (Barnett et al., 2008).

One long-standing hypothesis explaining thin formal insurance markets in poor populations is that pre-existing informal risk-sharing arrangements in place that either reduce the demand for formal insurance or prevent formal markets from being established. Arnott and Stiglitz (1991) develop a model with moral hazard showing that if formal insurance providers and informal risk-sharing communities are both incapable of monitoring risk-taking, then informal risk-sharing schemes will drive out any formal contracts. On the other hand, if informal communities are better able to monitor risk behaviour than formal insurers, then both formal and informal insurance contracts can coexist and increase welfare. Moral hazard under imperfect monitoring plays an important role in this analysis. Index-based weather insurance contracts are not subject to moral hazard concerns, so the extent to which informal risk-sharing affects the demand for index insurance remains an open question, both theoretically and empirically<sup>3</sup>.

---

<sup>3</sup> This information is drawn from Mobarak and Rosenzweig (2012).

## Main Policy Implications

In this section our discussion focuses on the policy implications of the research study. The randomized component of our research design allows for high-quality measurement of both price and marketing treatment effects in insurance take-up. We also investigate the impact of basis risk on household purchase decisions through a randomized allotment of Automatic Weather station (AWS) installation locations (within village vs. outside village). Our approach thus combines quasi-randomized basis-risk variation, and designed (randomized) variation in the offer and price of a formal insurance contract, to assess how basis risk and informal risk sharing interact in conditioning the demand for formal index insurance.

It is also important to highlight the significance of our sample demographics as it adds much relevance to the policy implications discussed in this document. Our treatment sample, for which all households received marketing of the index-based weather insurance 'Delayed Monsoon Onset' product, is primarily composed of households engaged in agricultural production, either as cultivators or agricultural labours. Amongst cultivator households (ie. households for which farming is identified as the primary occupation for the head of household) total landholdings averaged just under two acres (1.95 – see Graph 1). Even for cultivator households who purchased the insurance product, the average land holdings remains low (1.91 acres per household). This indicates that the majority of cultivator households within our sample, including those who purchased insurance, are small land-holding farmers.

In this research study innovative methods of marketing and product distribution were utilized in order to ensure the insurance product was offered to all sample households. Trained marketers conducted door-to-door household visits, with a minimum of two visits per household, in order to ensure access to the insurance product for all research participants. Traditionally most agricultural insurance products, index or yield based, are offered through banks as a bundled product (along with an agricultural loan). Bundling the agricultural insurance with an agricultural loan allows for cost effective distribution of the insurance product and protects both the bank and farmer from the risk of loss associated with poor seasonal output. However, as a primary means of product distribution 'bundling insurance' often neglects the demands of small scale farmers who may use semi-formal or informal lending channels to finance their seasonal agricultural investments. Also, as per our knowledge, an index-based weather insurance product has never been formally offered to households whose primary means of income generation is agricultural labour – or non-farming agrarian households.

This therefore makes our analysis and policy considerations particularly relevant to low income households in rural agrarian communities, especially small scale farmers and agricultural labourers. The demand demonstrated through our research reflects a largely untapped market of customers traditionally excluded from the formal insurance market. Although the policy recommendations cited below are applicable across customer segments, it should be noted that they hold particular relevance for households involved in both small scale farming operations and agricultural labour activities.

## **An Untapped Market - Demand for index-based weather insurance amongst agricultural labourers**

An innovative feature of our research study was offering the index-based weather insurance product to households engaged in agricultural labour activities as a primary means of income generation. Like cultivators, these households are dependent on seasonal weather patterns to generate their employment opportunities (for example, the arrival of the yearly monsoon initiatives the start of the Kharif season). The hypothesis then is that these households should also display a demand for an index-based weather insurance product which can protect the household against delays or loss in their expected employment.

Our research confirms this demand, as indicated in Table 1. The table summarizes purchasing data (by occupation) from two of our research locations (Andhra Pradesh and Uttar Pradesh). It indicates that there was an almost equal demand for the insurance product amongst cultivators and agricultural labourers (43% and 40% respectively). This is in spite of the fact that farmer households typically have on average 25% higher incomes (Mobarak and Rosenzweig, 2012). However, it is important to note that households which cited cultivation as their primary occupation purchased on average ~2.5 times more insurance than labourer households – and their average purchase price (including discount) was ~2 times larger (see Table 2). Clearly, cultivator households have a stronger and more significant demand for the insurance, but this does not negate the visible demand for a weather-based risk-coping mechanism amongst agricultural labourer households. This divergence in unit demand may be a clear reflection of the households income or capacity to ensure, or it may instead be a reflection of the real or perceived coverage required for the households' optimal protection. As labourer households do not engage in the same kind of business investments as cultivator households, their required cost coverage or "pay-out" demand may be less.

But the implications of a low unit take-up rate (per household) extend beyond an assessment of market demand. They have real meaning for any feasibility discussion surrounding the provision of insurance for low income agrarian households. The cost of marketing insurance door-to-door is high, as observed in other industries like microfinance. When a yearly per household policy purchase is between Rs. 80 to Rs. 300 (mean purchase price in our sample was Rs.119 including subsidies) any private business model can be difficult to maintain. In the long run, if index-based weather insurance was to be targeted to low income agricultural households, either small land holding farmers or agricultural labourers, public sector support may be required to balance the high transaction costs.

### **Implications of basis risk on product demand**

One major disadvantage of index-based weather insurance is the presence of basis risk, or the potential for discrepancies in measurements taken at a reference weather station, and the realized weather parameter (for example, rainfall), taken at a farmers plot. As these measurements may not always perfectly correlate, the purchaser faces a risk in paying for a product that may not insure against his real losses.

In India, the number of existing rainfall stations used to calculate payments and payouts is limited, as of course installation is limited by the extent of public financing and private investment. Only a small proportion of the potential client population is proximate to a rainfall station, and the potential for basis risk is thus high. In India, the common coverage area for an index-based insurance contract is at the

Block level, which provides a reasonable proxy for any farmers realized rainfall. But discrepancies occur, and micro-climates exist – and farmers consistently prove doubtful of index-based rainfall contracts. Clarke (2011) shows in a model incorporating basis risk that even when actuarially-fair index insurance contracts are offered to farmers who are not liquidity constrained, those farmers will not purchase full insurance.

What is the effect of basis risk on take-up of index-based weather insurance? <sup>4</sup> This study provides an interesting perspective to the question by investigating the effect of increased basis risk across different informal risk-sharing networks. We do this by first developing a method to estimate how the characteristics of jatis (informal risk sharing networks) affect the extent to which household losses are indemnified and how, in turn, different rates of indemnification affect risk-mitigation. For example, networks with members in more diverse occupational fields may be better equipped to insure a subsector of their population (farmers) when an aggregate weather induced shock is realized; similarly with networks who have greater diversity in the location of their members.

The survey data used in our study provides information on household-level losses from distress events as well as village-level inter-temporal rainfall variation. We are therefore able to identify the extent to which each caste (network) indemnifies individual losses and losses from adverse weather events. That is, we are able to test whether and by how much jatis provide a form of informal index insurance (perhaps, for example, based on the publically observable rainfall in a village) for their members and the effect of these implicit risk-sharing contracts on the take-up of insurance across varying degrees of basis risk.

We find that introducing basis risk creates a complementary between informal risk sharing and the gains from index insurance: communities that are better able to insure individual losses may have a greater demand for index insurance. In other words, the negative effects of basis risk on the demand for index insurance are attenuated among those more informally insured. This study shows that in the absence of basis risk, farmers choose full-coverage, actuarially-fair index insurance, independent of the community's ability to informally insure against idiosyncratic losses.

Therefore, in lowering the potential basis risk associated with the index measurement, demand for the formal insurance product is enhanced independent of the communities' inherent risk sharing structure. In looking for ways to increase acceptance and usage of formal index-based weather insurance amongst rural communities it seems that improving the measurement accuracy of the product and lowering the effective basis risk, or more simply put - reducing the coverage area for any individual rainfall measurement station, could be a potentially simple and effective solution.

Of course this makes sense, demand for a product should increase as the product improves and becomes more tailored to customer needs; but to what extent? What is the optimal coverage area for an Automatic Weather Station? Graph 2 provides some insight to this query. The graph illustrates the purchase pattern of sample households in relation to the households self-measure of the distance to their reference AWS. This distance measurement is then a useful proxy for the basis risk considered 'acceptable' by each household in their decision to purchase the insurance product. As shown (graph 2) the majority of individuals who purchased insurance believed they were within a distance of 10 kilometres of their reference AWS. In fact, the drop in customers' willingness to purchase insurance once the

---

<sup>4</sup> This information is drawn from Mobarak and Rosenzweig (2012).

reference AWS is believed to be greater than 10 kilometres distance is dramatic. Although this is clearly an imperfect mapping of customer demand in relation to perceived basis risk it does provide useful insight into the relationship.

### **Implications of Marketing Treatments – The impact of marketing delivery on the take-up of insurance**

Can the way in which a product is marketed affect take-up? This question is particularly relevant for products like index-based weather insurance when customer exposure to the product is historically low. Previous research studies have tested this idea on various dimensions – either by varying the way in which the weather insurance product was marketed or by bundling the product with additional products or services. Gaurav et al. (2010) examine the effect of providing a financial literacy training program to randomly chosen farmers (out of a total sample of 600 farmers) in three districts of Gujarat state in India. They find strong evidence that financial education module increased the demand for the insurance product by 5.3 percentage points. Cole et al. (2010) test the importance of trust as a barrier to take up by varying product endorsement by a “trusted local agent.” The trust manipulation involves sometimes having a representative of an NGO who is “well known and trusted” by the villagers accompany their insurance marketer to declare that the marketer is trustworthy.

In our study experimental ‘marketing’ treatments were randomized for households and varied through a combination of ‘normal’, ‘historic’, ‘return’, and ‘gamble’ scripts. These scripts refer to the way in which the product was marketed to each household, or variations in what the customer was told when being briefed on the product. The ‘normal’ treatment referred to the way the insurance product generally would have been marketed where the households simply received the basic product information. The ‘historic’ treatment provided households with rainfall records, generally ranging from 1990 to 2009, including when and by how much the monsoon rains were delayed annually and the amount they would have received in previous years for each unit if they had purchased the insurance product. ‘Return’ referred to the treatment group which were told that the marketer would return next year to the household marketing the same product. The ‘gamble’ treatment marketed the product not as an insurance product but as a financial product. These variations in the marketing script were also delivered in combination, for example, a household could receive a combination script of historic+return+gamble in which the product would be marketed as a financial product, historic rainfall and payout data would be provided to the household and the household would be told that the product would also be offered in the following year. This section will emphasize those treatments which had a significant impact on our results and their policy implications.

We find that across the three states the “gamble” marketing effect is significant at the 10% level, as opposed to the regular or “normal” marketing treatment, and increases take-up by 3 percentage points. This may reflect customer trust in insurance, signifying an aversion to labels such as “insurance”. Customers appear more willing to buy the same product when the product is not directly tied to the insurance label. Perhaps with increased interaction and trust building between rural customers, particularly low-income agricultural households, and insurance companies this demand biased can be reduced.

Another critical marketing technique was the presentation of historical data at the time of purchase. We find that its impact on take-up is significant, particularly when combined with price subsidies. For instance, receiving a 75 percent discount by itself (with no particular marketing techniques employed from the eight combinations previous mentioned) increases take-up by 37 percentage points, while also providing relevant information on previous rainfall patterns contributes additional 12 percentage points to the take-up rate (for the net effect of 49 percentage points). This indicates that additional product information, particularly information that highlights historic payouts and allows the customer to assess the likelihood of a payout, will positively impact demand. This result may reflect increased consumer confidence or an improved understanding of the product structure – perhaps eliciting similar effects as the bundled financial literacy training discussed in Gaurav et al. (2010).

### **Reasons for not purchasing insurance – Evidence from non-purchasers**

In order to further understand the demand constraints for index-based weather insurance we asked all sample households who did not purchase insurance ‘why?’ The results proved informative. As expected the primary reason for not purchasing insurance cited amongst non-agricultural households (i.e., households not directly involved in agricultural production) was ‘no need’. However, for all agricultural households— which includes those involved in both cultivation and agricultural labour work – the primary barrier to purchasing insurance, as indicated by the respondents, was having current liquidity constraints (i.e. insufficient current cash holdings).

In Uttar Pradesh this reason was cited by over 50% of non-purchasing respondents, while in Andhra Pradesh and Tamil Nadu, it was closer to 40%. Other demand constraints commonly cited as causes of low-take up, such as ‘not trusting insurance’ or having a premium price which is ‘too expensive’ were highly insignificant, together compromising only 13% of responses.

One way to combat the negative impact of household liquidity constraints on formal insurance take-up would be to market the insurance to farmers during seasonal periods when income is high, for example the end of the Rabi season. In fact, marketing campaigns targeted during the Rabi season could significantly benefit farmers for two reasons: first, as the farmers would have ‘cash on hand’ from the sale of the Rabi crops their liquidity constraints would be reduced. Secondly, as this would also be the time when farmers are making planting decisions concerning the Kharif crops they could consider their insurance coverage while making their investment decisions. This is significant as knowledge of owning insurance can potentially alter their choices regarding which crops to cultivate (i.e. perhaps a more expensive but higher-yielding crop).

However, it is highly likely that the way in which the product was marketed to sample households (ie. door-to-door sales) impacted the reason for ‘non-purchase’. Although all households received a minimum of two household visits in order to optimize their purchasing opportunity, limitations persist. A marketing and distribution structure which allowed prospective clients greater flexibility in making their purchase, either through increased visitations, remote payment systems or local purchasing stations, could potentially have a large impact on the demand for insurance amongst low-income agrarian households.

## Pricing – The impact of subsidies on take-up of index-based weather insurance

In previous studies on the demand for weather based insurance price has been identified as the major constraint to take-up of the product. Cole et al. (2010) offer rainfall insurance to a sample of farmers in three Indian states, varying the price of insurance policies, and find the demand to be highly price-sensitive, with estimated price elasticity between -0.66 and -0.88.

In our experiment each household faced a 10% chance of receiving no discount, and a 30% chance of receiving each of the other three levels of discounts (10%, 50%, 75%). The fraction of sample households that ultimately received each level of discount is detailed in Table 3. Furthermore, in order to encourage households to purchase multiple units of insurance, we offered quantity or "bulk" discounts of 10%, 15% or 20% off the total insurance premium if the households purchased 2, 3-4, or 5+ units of insurance respectively. Unlike the simple pricing discounts, these bulk discounts were not randomly assigned.

Table 4 presents summary statistics on insurance take-up at the different (randomly assigned) price points. Overall, roughly 40% of all households purchased some insurance and of those, 38% purchased multiple units of insurance, with 17% purchasing 5 units or more. Figure 1 shows that both the take-up rates and the number of units purchased were greater at the higher levels of discounts. The average price paid per unit of insurance in the sample, accounting for the various discounts, is Rs. 80.

Overall, we find that the size of the discount has a large and significant effect on insurance take-up, and the effect is increasing monotonically with the relative size of the discount. Across the three states, drawing a 50 and 75 percent discount increases the probability of an insurance purchase by between 14 – 36 and 36-63 percentage points, respectively, relative to not receiving any discount. This is a sizeable effect, considering an average take-up rate of 40 percent. Therefore, price subsidies remain a strong tool for incentivizing usage of formal insurance contracts.

This may be particularly true for low-income agrarian households, like those in our sample, as their available income for products such as index-based weather insurance may be low. If encouraging the adoption of weather based insurance products by low-income agricultural households is identified as a key social development goal, the provision of price subsidies may remain the most direct route for encouraging take-up.

## Conclusions

The observations made from this research study raise several important policy questions: Are rural households formally underinsured? Specifically, does formal rainfall insurance constitute a "missing market," or is it the case that rural farmers have well-developed informal mechanisms that limit their demand and need for formal insurance products? Furthermore, if insurance markets are not superfluous and should be promoted, are subsidies an efficient strategy for encouraging take-up? Using randomized experiments in rural areas in three Indian states, Andhra Pradesh, Uttar Pradesh and Tamil Nadu, this study sought to understand why Indian farmers exposed to rainfall risks have low demand for formal index-based insurance that mitigates those risks. Our main hypothesis was simple: farmers may be reluctant to purchase formal insurance contracts simply because they are already informally insured. While price and non-price determinants of insurance demand have received some attention in prior



studies, the role of informal traditional risk management arrangements, i.e. implicit insurance through social networks, has not been explored empirically. In our research we find that pre-existing informal risk-sharing arrangements, such as membership-by-birth in jatis in India, are clearly important institutions that condition the demand for formal insurance.

We also explore both price and non-price determinants of demand such as the role of subsidies and the level of basis risk in influencing demand. We find that both are significant and effect take-up of formal insurance contracts. In theory, an optimally designed index-based insurance product can address many of the common insurance and credit market failures, mitigate underinvestment in agricultural technology, and increase productivity even among risk averse individuals (Barnett et al., 2008). In regards to basis risk, we also find that it has differing effects on demand across informal social networks (jatis), dependent upon the networks ability to indemnify both idiosyncratic and aggregate risks. However, the issue of basis risk, or the potential mismatch between the rainfall-index-based payouts and the actual losses incurred by the policy holder, remains and constitutes a serious demand and supply constraint for the industry. Therefore the establishment of secure and accurate measures of rainfall are crucial to the future success of index-based insurance market.

Lastly, this research study explores the demand for index-based weather insurance amongst customer segments which have traditionally had limited access to formal agricultural insurance products, namely small scale farmers and agricultural labourers. As the adoption of weather insurance has major welfare implications (income smoothing, risk mitigation) it is important to examine the demonstrated demand of these households as well as actively support policy discussions which discuss the feasibility of integrating these customer segments into the mainstream insurance market.

## APPENDIX

Figure 1

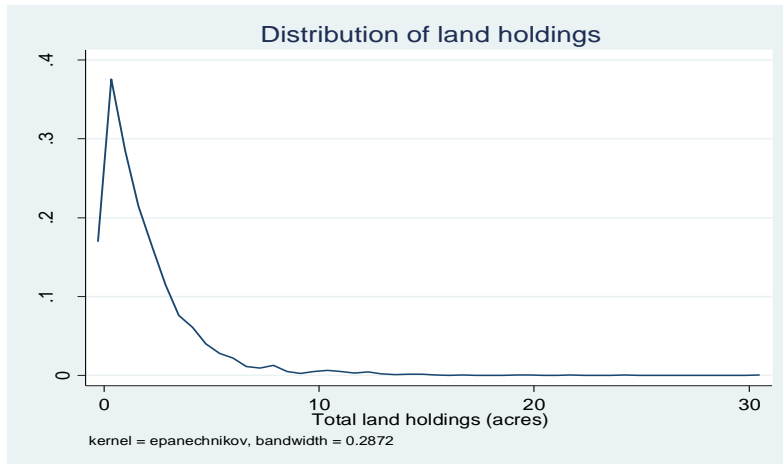


Figure 2

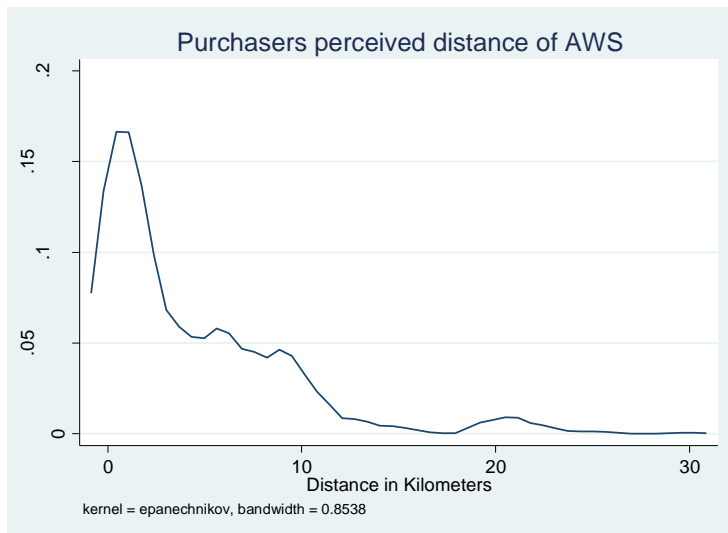


Figure 3

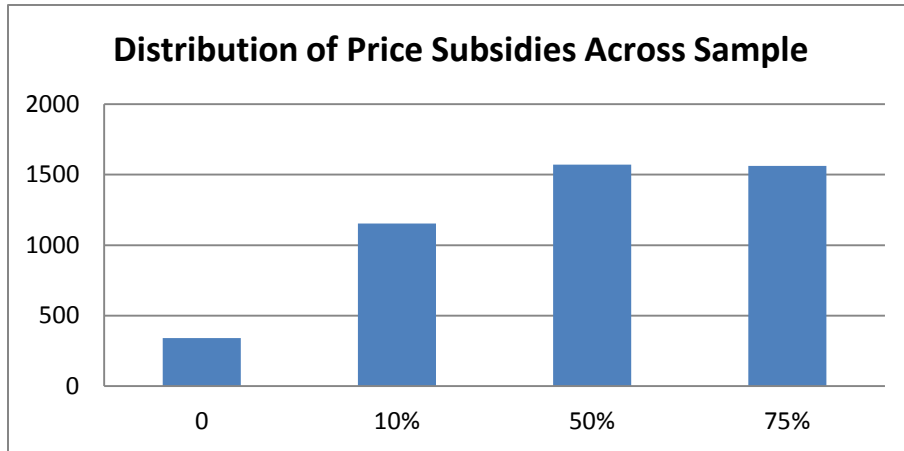


Figure 4

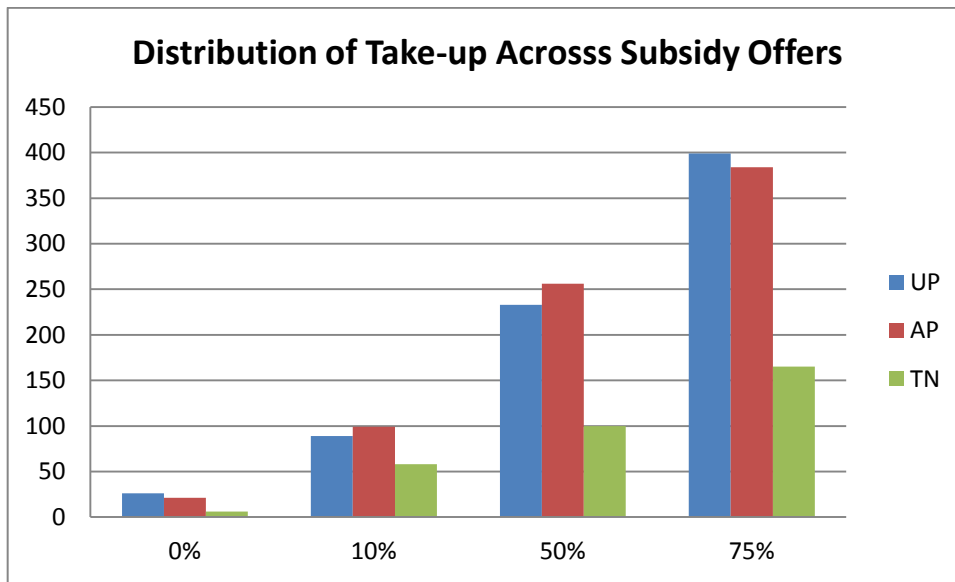


Table 1

Occupational Segmentation	Total Sample	Purchased Insurance	% Purchased
Cultivation HH	1369	556	40.6%
Ag Labour HH	1261	542	43.0%
Cultivation & Ag. Lab HH	583	271	46.5%
Non-Agricultural HH	516	136	26.4%

Table 2

Occupational Segmentation	Mean Units Purchased	Mean Purchase Amount (Rs.)
Cultivation HH	3.65	181
Ag Labour HH	1.5	85
Cultivation & Ag. Lab HH	1.9	97.5
Neither	1.6	88

## References

1. Balk, D., et al., Mapping the Risks of Climate Change in Developing Countries. 2009, City University of New York: New York.
2. Barnett, B.J., C. Barrett, and J. Skees, Poverty Traps and Index-based Risk Transfer Products. *World Development*, 2008. 36: p. 1766-1785.
3. Barnett, B.J. and O. Mahul, Weather index insurance for agriculture and rural areas in lower-income countries. *American Journal of Agricultural Economics*, 2007. 89: p. 1241-1247.
4. Behrman, J.R., A. Foster, and M.R. Rosenzweig, Dynamic savings decisions in agricultural environments with incomplete markets. *Journal of Business & Economic Statistics*, 1997. 15(2): p. 282-292.
5. Ben-Porath, Y., The F-connection: families, friends, and firms and the organization of exchange. *Population & Development Review*, 1980. 6(1): p. 1-30.
6. Bhatt, M., et al., Disaster Insurance for the Poor: All India Disaster Mitigation Institute and Afat Vimo, in *Microinsurance - An Innovative Tool for Risk and Disaster Management*. Global Risk Forum GRF Davos, E. Morelli, et al., Editors. 2010, Global Risk Forum GRF Davos: Davos.
7. Bryan, G., *Ambiguity and Insurance*. 2010, Yale University: New Haven.
8. Cai, H., et al., Microinsurance, Trust, and Economic Development: Evidence from a Randomized Natural Field Experiment., in *NBER Working Paper*. 2009, National Bureau for Economic Research: Cambridge, Massachusetts.
9. Carter, M.R. and C. Barrett, The Economics of Poverty Traps and Persistent Poverty: An Asset-based Approach. *Journal of Development Studies*, 2006. 42(2): p. 178-199.
10. Chantarat, S., et al., *Designing Index Based Livestock Insurance for Managing Asset Risk in Northern Kenya*. 2011.
11. Chen, S. and M. Ravallion, *Absolute Poverty Measures for the Developing World, 1981-2004.*, Development Research Group, Editor. 2007, The World Bank: Washington D.C.
12. Cole, S., et al., *Barriers to Household Risk Management: Evidence from India*. 2010.
13. Dercon, S., Risk, Crop Choice, and Savings: Evidence from Tanzania. *Economic Development and Cultural Change*, 1996. 44(3): p. 485-514.
14. Dercon, S., Income Risk, Coping Strategies, and Safety Nets. *The World Bank Research Observer*, 2002. 17(2): p. 141-166.
15. Dercon, S. and L. Christiaensen, Consumption risk, technology adoption and poverty traps: Evidence from Ethiopia., in *Policy Research Working Paper*. 2007, The World Bank: Washington D.C.
16. Dercon, S., J. Hoddinott, and T. Woldehanna, Consumption and shocks in 15 Ethiopian Villages 1999-2004. *Journal of African Economies*, 2005. 14: p. 559-585.
17. Dercon, S. and P. Krishnan, In Sickness and in Health: Risk Sharing within Households in Rural Ethiopia. *Journal of Political Economy*, 2000. 108: p. 688.
18. Dercon, S., et al., *Insurance against Poverty*, ed. S. Dercon. 2005, Oxford: Oxford University Press.
19. Duflo, E. and C. Udry, Intra-household Resource Allocation in Cote d'Ivoire: Social Norms, Separate Accounts and Consumption Choices, in *NBER Working Paper*. 2004, National Bureau of Economic Research: Cambridge, Massachusetts.
20. Duflo, E., M. Kremer, and J. Robinson, *Index-Based Insurance for Farmers in Low Income Countries: Where is the Demand?* 2010, Abdul Latif Jameel Poverty Action Lab: Cambridge, USA.

21. Fafchamps, M., Sequential labor decisions under uncertainty: an estimable household model of West-African farmers. *Econometrica*, 1993. 61(5): p. 1173-1197.
22. Fafchamps, M. and S. Lund, Risk-sharing networks in rural Philippines. *Journal of Development Economics*, 2003. 71: p. 261-287.
23. Finkelstein, Amy and Kathleen McGarry. 2006. "Private information and its effect on market equilibrium: new evidence from long-term care insurance." *American Economic Review* 96(4).
24. Filler, G., et al., On the Systemic Nature of Weather Risk, in SFB 649 "Economic Risk". 2009: Berlin.
25. Fuchs, A. and H. Wolff, Concept and unintended consequences of weather index insurance: the case of Mexico. 2011.
26. Gadgil, S., P.R.S. Rao, and K.N. Rao, Use of Climate Information for farm-level decision making: rainfed groundnut in southern India. *Agricultural Systems*, 2002. 74: p. 431– 457.
27. Galarza, F., Risk, Credit, and Insurance in Peru: Field Experimental Evidence, in MPRA Papers. 2009, University Library of Munich: Munich.
28. Gine, X., et al., A Case Study of the Indian Rainfall Index Insurance Market, in Policy Research Working Paper. 2010, The World Bank: Washington D.C.
29. Gine, X., R. Townsend, and J. Vickery, Statistical Analysis of Rainfall Insurance Payouts in Southern India. *American Journal of Agricultural Economics*, 2007. 89: p. 1248-1254.
30. Gine, X., R. Townsend, and J. Vickery. Forecasting When It Matters: Evidence from Semi-Arid India. 2009; Working Paper].
31. Gaurav, S., S. Cole, and J. Tobacman, A Randomized Evaluation of the Impact of Financial Literacy on Rainfall Insurance Take-up in Gujarat, in Research Paper Series. 2010, Microinsurance Innovation Facility & International Labour Organization: Geneva.
32. Hazell, P.B.R., C. Ramasamy, and P.K. Aiyasamy, The Green Revolution reconsidered: The impact of high-yielding rice varieties in South India., ed. International Food Policy Research Institute (IFPRI). 1991, Baltimore: John Hopkins University Press.
33. Hazell, P., et al., Potential for scale and sustainability in weather index insurance for agriculture and rural livelihoods. 2010, Rome: International Fund for Agricultural Development and World Food Programme.
34. Hill, R.V., J. Hoddinott, and N. Kumar, Adoption of weather index insurance : Learning from willingness to pay among a panel of households in rural Ethiopia in IFPRI Discussion Paper. 2011, International Food Policy Research Institute (IFPRI): Washington D.C.
35. Hill, R.V. and M. Robles, Flexible insurance for heterogeneous farmers: results from a small scale pilot in Ethiopia, in IFPRI Discussion Paper. 2011, International Food Policy Research Institute (IFPRI): Washington D.C.
36. Hill, R.V. and A. Viceisza, An experiment on the impact of weather shocks and insurance on risky investment, in IFPRI Discussion Paper. 2010, International Food Policy Research Institute (IFPRI): Washington D.C.
37. Hochrainer, S., et al., Investigating the Impact of Climate Change on the Robustness of Index-based Microinsurance in Malawi, in Policy Research Working Paper. 2008, The World Bank: Washington D.C.
38. International Fund for Agricultural Development, Rural Poverty Report. 2001, Oxford: Oxford University Press.
39. IPCC, Impacts, adaptation and vulnerability. Summary for Policymakers. 2007, IPCC - Intergovernmental Panel on Climate Change.

40. Khadka, N.S., Is black carbon affecting the Asian monsoon?, in BBC News. 2011, BBC.
41. Landmann, A., B.r. Vollar, and M. Frölich, Formal Insurance and Informal Solidarity: A Behavioral Experiment on the Philippines. 2011, University of Mannheim: Mannheim.
42. Lestor, R. and E. Gurenko, India: Financing Rapid Onset Natural Disasters in India: A Risk Management Approach. 2003, World Bank: Washington D.C.
43. Lim, Y. and R. Townsend, General Equilibrium Models of Financial Systems: Theory and Measurement in Village Economies. *Review of Economic Dynamics*, 1998. 1: p. 59-118.
44. Linnerooth-Bayer, J. and R. Mechler, Insurance for assisting adaptation to climate change in developing countries: a proposed strategy. *Climate Policy*, 2007. 6: p. 621-636.
45. Lloyd's and Microinsurance Centre, Insurance in Developing Countries: Exploring Opportunities in Microinsurance. 2009.
46. Lybbert, T.J., et al., Dynamic Field Experiments in Development Economics: Risk Valuation in Kenya, Morocco and Peru. *Agricultural and Resource Economic Review*, 2010. 39(2): p. 1-17.
47. Maccini, S. and D. Yang, Under the Weather: Health, Schooling, and Economic Consequences of Early-Life Rainfall. *American Economic Review*, 2009. 99: p. 1006-1026.
48. Mahul, O. and C.J. Stutley, Government Support to Agricultural Insurance: Challenges and Options For Developing Countries. 2010, The World Bank: Washington D.C.
49. McCarthy, N., Demand for rainfall-index based insurance: A case study from Morocco., in EPTD Discussion Paper 2003, International Food Policy Research Institute: Washington D.C.
50. Mobarak, M. and M. Rosenzweig. Selling Formal Insurance to the Informally Insured. BREAD Working Paper No. 322, February 2012.
51. Morduch, J., Income Smoothing and Consumption Smoothing. *Journal of Economic Perspectives*, 1995. 3: p. 103-14.
52. Morduch, J., Consumption Smoothing Across Space: Tests for Village-Level Responses to Risk. *Insurance Against Poverty*, 2003.
53. Nicola, F.d., The Impact of Weather Insurance on Consumption, Investment, and Welfare. 2010, John Hopkins University: Baltimore.
54. Parchure, R., Varsha Bonds and Options: Capital Market Solutions for Crop Insurance Problems. 2002, National Insurance Academy: Pune.
55. Paxson, C.H., Using weather variability to estimate the response of savings to transitory income in Thailand. *American Economic Review*, 1992. 82(1): p. 15-33.
56. Platteau, J.-P., Traditional Systems of Social Security and Hunger Insurance: Past Achievements and Modern Challenges, in *Social Security in Developing Countries. Wider Studies in Development Economics.* , Ahmad, et al., Editors. 1991, Clarendon Press: Oxford. p. 112-170.
57. Programme, U.N.E. and W.M. Organization, Integrated Assessment of Black Carbon and Tropospheric Ozone: Summary for Decision Makers, in *Summary for Decision Makers*, B. Ullstein, Editor. 2011, UNEP/WMO.
58. Rao, N., et al., Tailoring strategies to rainfall variability - The choice of the sowing window. *Current Science*, 2000. 78(10): p. 1216-1230.
59. Ravallion, M. and L. Dearden, Social security in a "moral economy": an empirical analysis for Java. *Review of Economic Statistics*, 1988. 70: p. 36-44.
60. Rothschild, Michael and Joseph E. Stiglitz. 1976. "Equilibrium in Competitive Insurance Markets: An Essay on the Economics of Imperfect Information." *Quarterly Journal of Economics* 90, 630-649.

62. Rosenzweig, M.R., Risk, implicit contracts and the family in rural areas of low-income countries. *The Economic Journal*, 1988. 98: p. 1148-1170.
63. Rosenzweig, M.R. and H. Binswanger, Wealth, Weather Risk and the Composition and Profitability of Agricultural Investments. *Economic Journal*, 1993. 103: p. 56-78.
64. Rosenzweig, M.R. and O. Stark, Consumption smoothing, migration, and marriage: evidence from rural India. *Journal of Political Economy*, 1989. 97(4): p. 905-926.
65. Sarris, A., P. Karfakis, and L. Christiaensen, Producer demand and welfare benefits of rainfall insurance in Tanzania, in *FAO Commodity And Trade Policy Research Working Paper*. 2006, Food and Agriculture Organization: Rome.
66. Singh, P., et al., Evaluation of the Groundnut Model PNUTGRO for Crop Response to Water Availability, Sowing Dates, and Seasons. . *Field Crops Research*, 1994. 39: p. 147-162.
67. Sinha, S., Agriculture Insurance in India, in *Working Paper Series*. 2007, The Institute for Financial Management and Research - Center for Insurance and Risk Management: Chennai.
68. Skees, J.R., B.J. Barnett, and B. Collier, Agricultural Insurance: Background and Context for Climate Adaptation Discussions, in *Organization for Economic Cooperation and Development (OECD) Expert Workshop on Economic Aspects of Adaptation*. 2008, Global Ag. Risk Inc.: Paris, France.
69. Skees, J.R., et al., Developing Rainfall-based Index Insurance in Morocco., in *Policy Research Working Paper*. 2001, The World Bank: Washington D.C.
70. Skoufias, E. and A. Quisumbing, Consumption Insurance and Vulnerability to Poverty: A Synthesis of the Evidence from Bangladesh, Ethiopia, Mali, Mexico and Russia. *European Journal of Development Research*, 2005. 17(1): p. 24-58.
71. Stein, D., *Paying Premiums with the Insurer's Money: Insurance Decisions in a Repeated Interaction*. 2010, London School of Economics: London.
72. The World Bank and O.P. Manuamorn, *Scaling Up Microinsurance: The Case of Weather Insurance for Smallholders in India*. 2007, The World Bank: Washington D.C.
73. Townsend, R.M., Risk and insurance in village India. *Econometrica*, 1994. 62(3): p. 539-591.
74. Udry, C., Rural credit in northern Nigeria: credit as insurance in a rural economy. . *World Bank Economic Review*, 1990. 4(3): p. 251-269.
75. Udry, C., Risk and insurance in a rural credit market: an empirical investigation in northern Nigeria. *Review of Economic Studies*, 1994. 61(3): p. 495-526.
76. Vicarelli, M., Exogenous Income Shocks and Consumption Smoothing Strategies Among Rural Households in Mexico, in *Job Market Paper*. 2010, Columbia University: New York.
77. Wagstaff, A. and M. Lindelow, Are Health Shocks Different? Evidence From A Multi-Shock Survey in Laos, in *Policy Research Working Paper*. 2010, The World Bank: Washington D.C.
78. Walker, T.S. and J.G. Ryan, *Village and Household Economics in India's Semi-Arid Tropics*. 1990, Baltimore: John Hopkins University Press.
79. World Bank, *Managing Agricultural Production Risk: Innovations In Developing Countries*, ed. W.B.A.a.R.D. Department. 2005, Washington D.C.: World Bank Press.
80. Xavier, G., R. Townsend, and J. Vickery, Patterns of Rainfall Insurance Participation in Rural India. *World Bank Economic Review*, 2008. 22: p. 539-566.
81. Xu, W., M. Odening, and O. Musshoff, Optimal design of weather bonds, in *Annual Meeting of American Agricultural Economics Association (AAEA)*. 2008, American Agricultural Economics Association: Orlando.



82. Yang, D. and H. Choi, Are Remittances Insurance? Evidence from Rainfall Shocks in the Philippines. *World Bank Economic Review*, 2007. 21(2): p. 219-248.
83. Zimmerman, F.J. and M.R. Carter, Asset Smoothing, Consumption Smoothing and the Reproduction of Inequality under Risk and Subsistence Constraints. *Journal of Development Economics*, 2003. 71(2): p. 233-260.